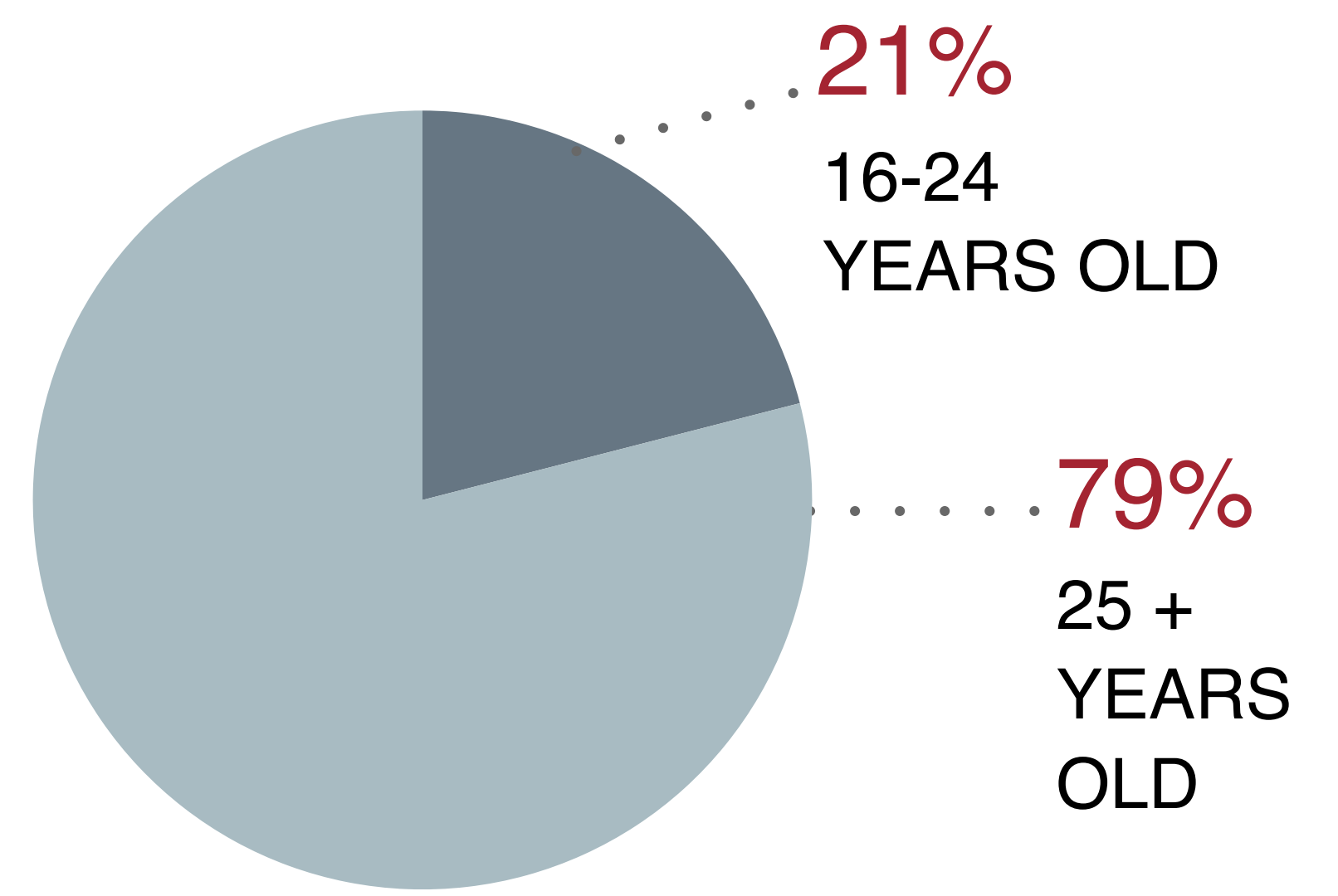




# WELLINGTON COUNTY HOMELESSNESS

It is important to recognize that the rural context presents issues that differentiate the rural homeless experience from urban settings. For example, the close-knit nature of rural communities, which in some cases marginalizes homeless people in part by making their presence more overt, can also have positive implications. For many individuals, rural ties and friendships are the greatest deterrents to leaving, especially for youth (Citation: Grodzinski, E., Sutherns, R., Londerville, J. & Bentham, C. Rural Homelessness Study, 2011). The following information is based on responses from surveys collected in Wellington County during the 2018 Point-in-Time Count.

**61** NUMBER OF INDIVIDUALS EXPERIENCING HOMELESSNESS IN WELLINGTON COUNTY




**88%** HAVE NOT ACCESSED AN EMERGENCY SHELTER IN THE PAST YEAR

OF THOSE THAT CAME TO WELLINGTON COUNTY IN THE PAST YEAR.....

- 36%** CAME FROM WITHIN GUELPH-WELLINGTON
- 58%** CAME FROM ANOTHER COMMUNITY IN ONTARIO
- 6%** CAME FROM ANOTHER PROVINCE



**17%** REPORTED THAT THEY HAD ALWAYS BEEN IN THE COMMUNITY THEY WERE SURVEYED IN



**8%** OF SURVEY RESPONDENTS IN GUELPH REPORTED THAT THEY CAME FROM ANOTHER COMMUNITY IN WELLINGTON COUNTY


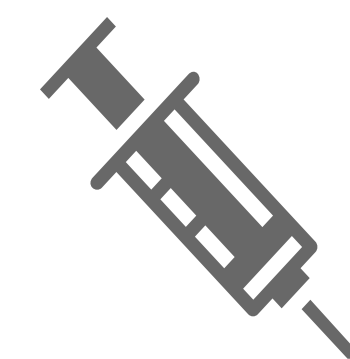


**31%** HAVE AN ADDICTION ISSUE

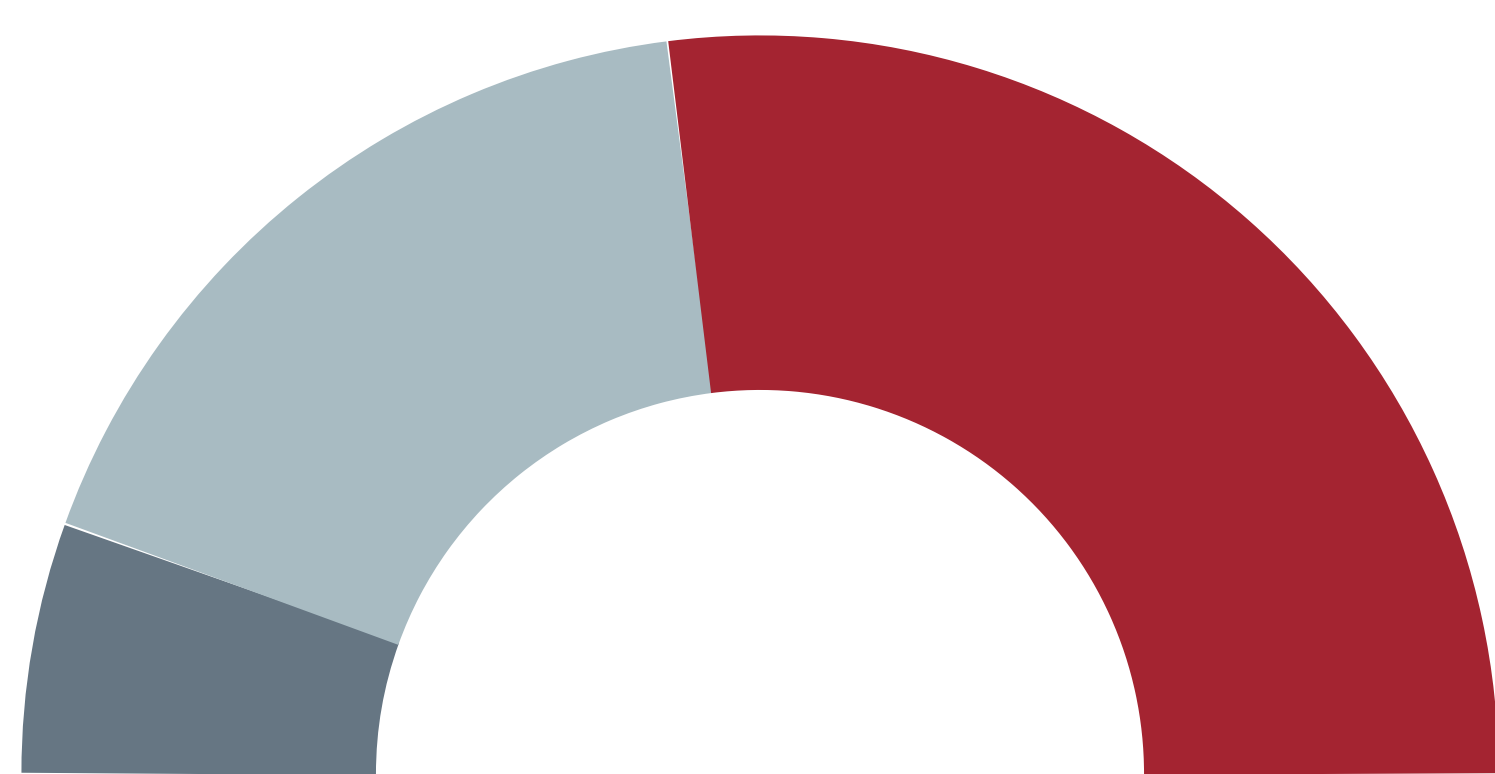
**42%** HAVE A MENTAL HEALTH ISSUE

**46%** HAVE A CHRONIC HEALTH ISSUE

**40%** HAVE A PHYSICAL DISABILITY



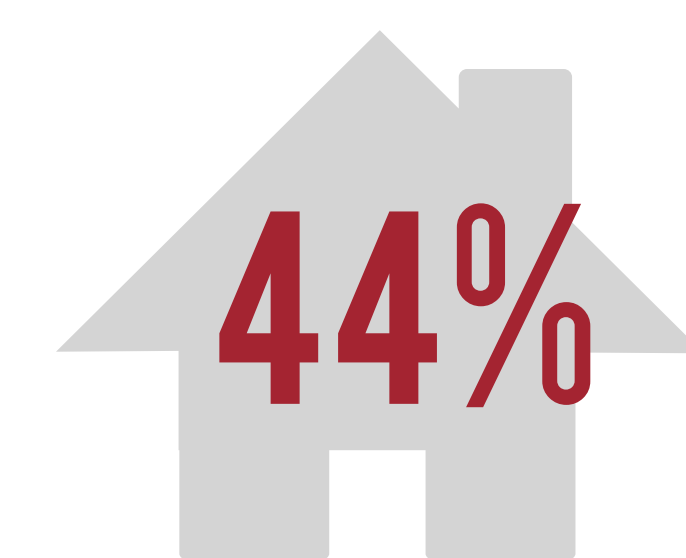
AGE OF FIRST EXPERIENCE OF HOMELESSNESS



Under 15 (11%) 16-24 years (35%) 25+ years (54%)

**44%** PERCENTAGE EXPERIENCING CHRONIC HOMELESSNESS

**15%** PERCENTAGE EXPERIENCING EPISODIC HOMELESSNESS



FULL RESULTS FROM EVERYONE COUNTS: 2018 GUELPH-WELLINGTON POINT-IN-TIME COUNT CAN BE DOWNLOADED AT [WWW.GWPOVERTY.CA](http://WWW.GWPOVERTY.CA)

